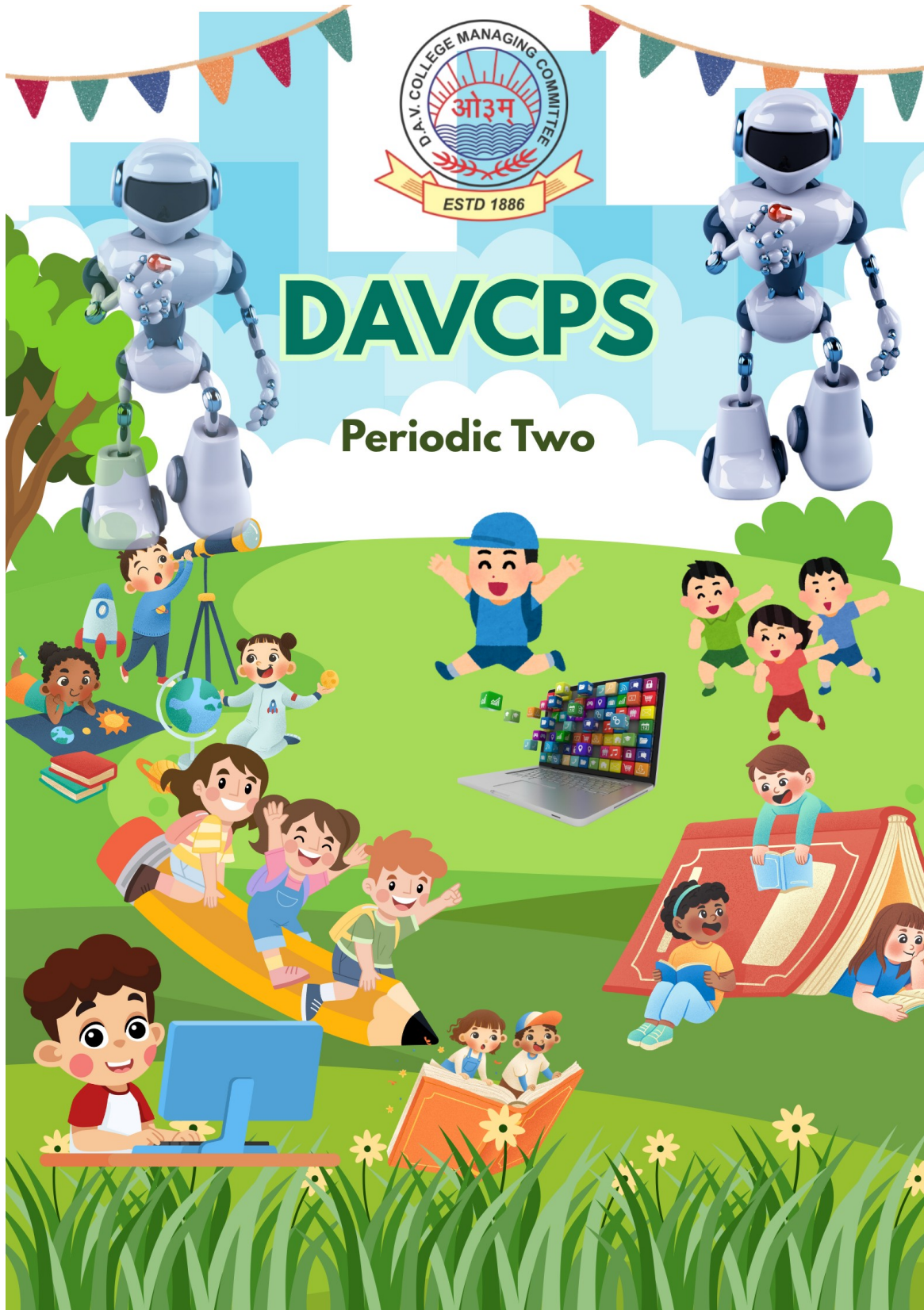


CLASS – NURSERY



DAVCPS

Periodic Two



## STUDENTS CORNER

1. Get up early in the morning.
2. Wish our elders daily.
3. Go for a walk in the park
4. Keep our room neat & clean.
5. Take care of our things.
6. Water the plants daily.
7. Try to converse in English
8. Do Aerobics daily
9. Art n craft


## Parents Corner

Try to help him/her in learning the following. This would take your work independent:-


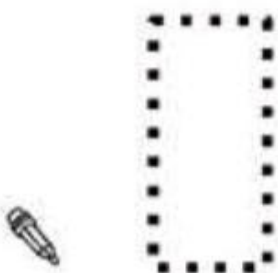
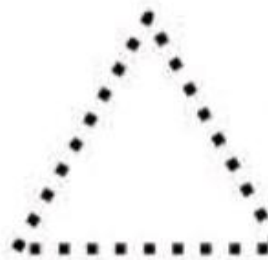
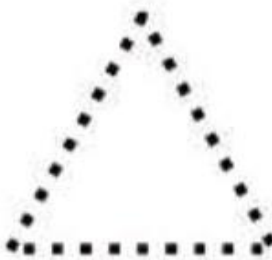


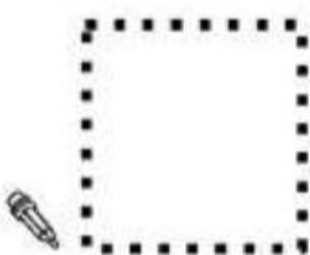



- (a) Toilet habits.
  - (b) Folding of mat & Apron.
  - (c) Opening & closing of Bottle & Bag.
  - (d) Spreading of Napkin & wearing of Apron.
  - (e) Buttoning of shirt.
  - (f) Taking care of his/her belongings.
2. Read out a story to your child every day before going to bed, this shall create his interest in reading.



**STANDING LINE WITH BLUE WATER  
COLOUR ☐ TRACE THE CIRCLES WITH  
CRAYONS**



# TRACE THE CIRCLES AND COLOUR THE PICTURE

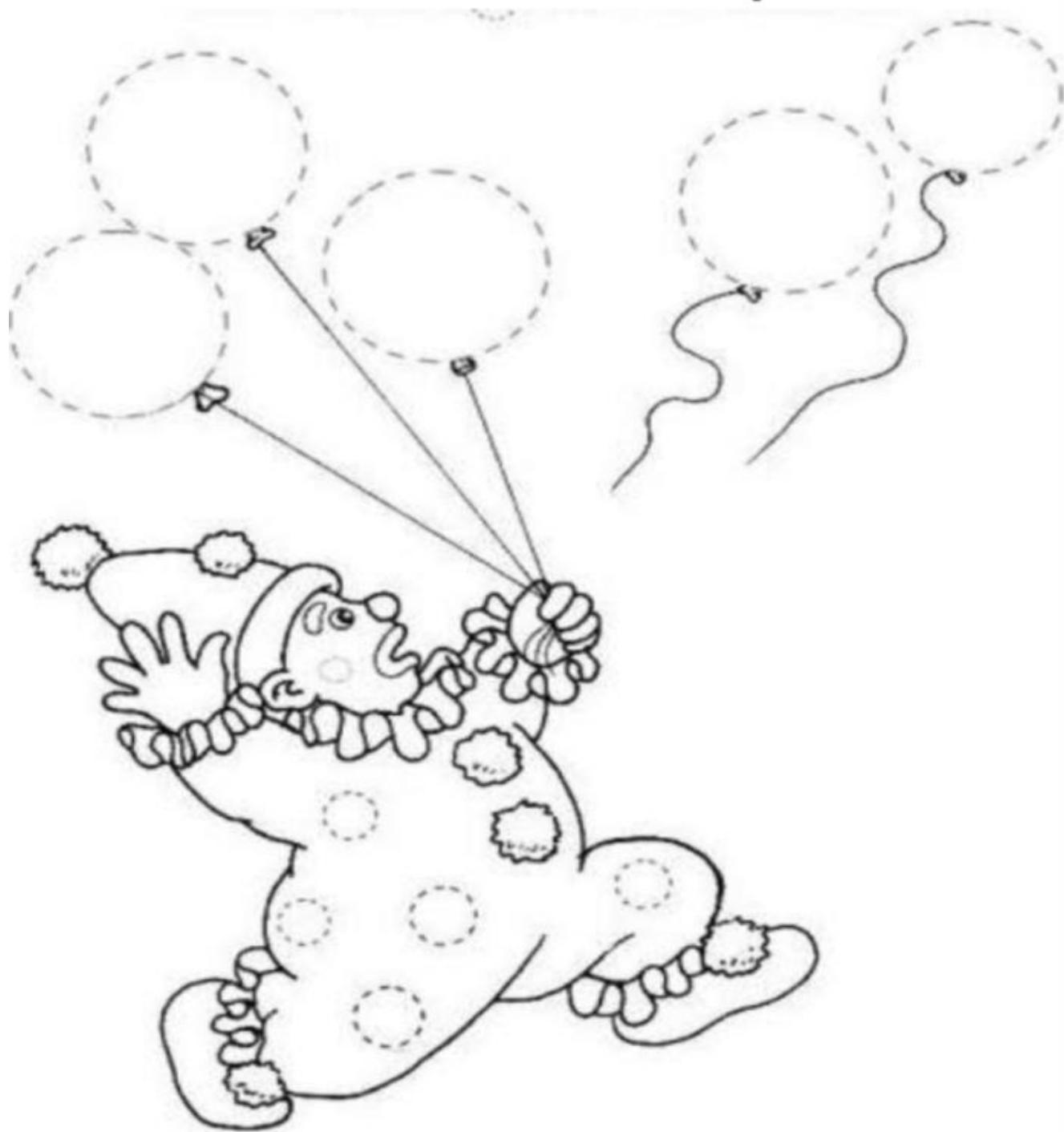


**COLOUR IN COOL COOL COCONUT**  
**(BROWN COLOUR □ )**

Coconut




# TRACE THE CIRCLES AND COLOUR THE PICTURE

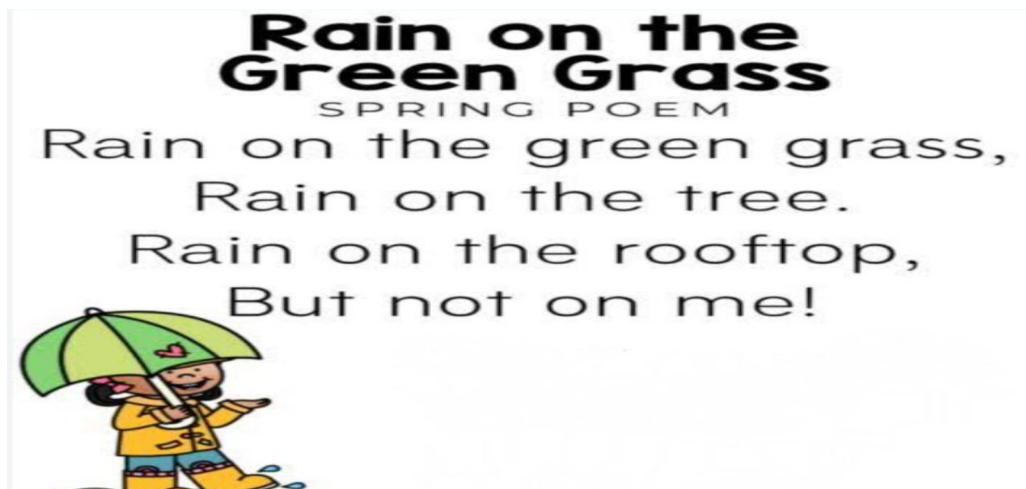


# LISTENING EXPRESS

## RHYME TIME





(<https://youtu.be/ygcN65SILFg?feature=shared>)




(<https://youtu.be/H9mq-iDH8JA?feature=shared>)

# SLEEPING LINE BINDI PASTING



**CIRCLE THE SMALL ANIMAL AND  
COLOUR THE BIG ANIMAL.**



**COLOUR THE PICTURE AS I AM.**



**Boy**



**Girl**

**My Self**

.....

**My name is.....**

**I study Bal vatika....**

**I am boy/ Girl**


**Dear Parents help your ward to learn it**



**Baby plantation At home**

**Create a Scrap File of "A to Z" by  
pasting**

**pictures, wrappers, etc. related to the alphabet.**

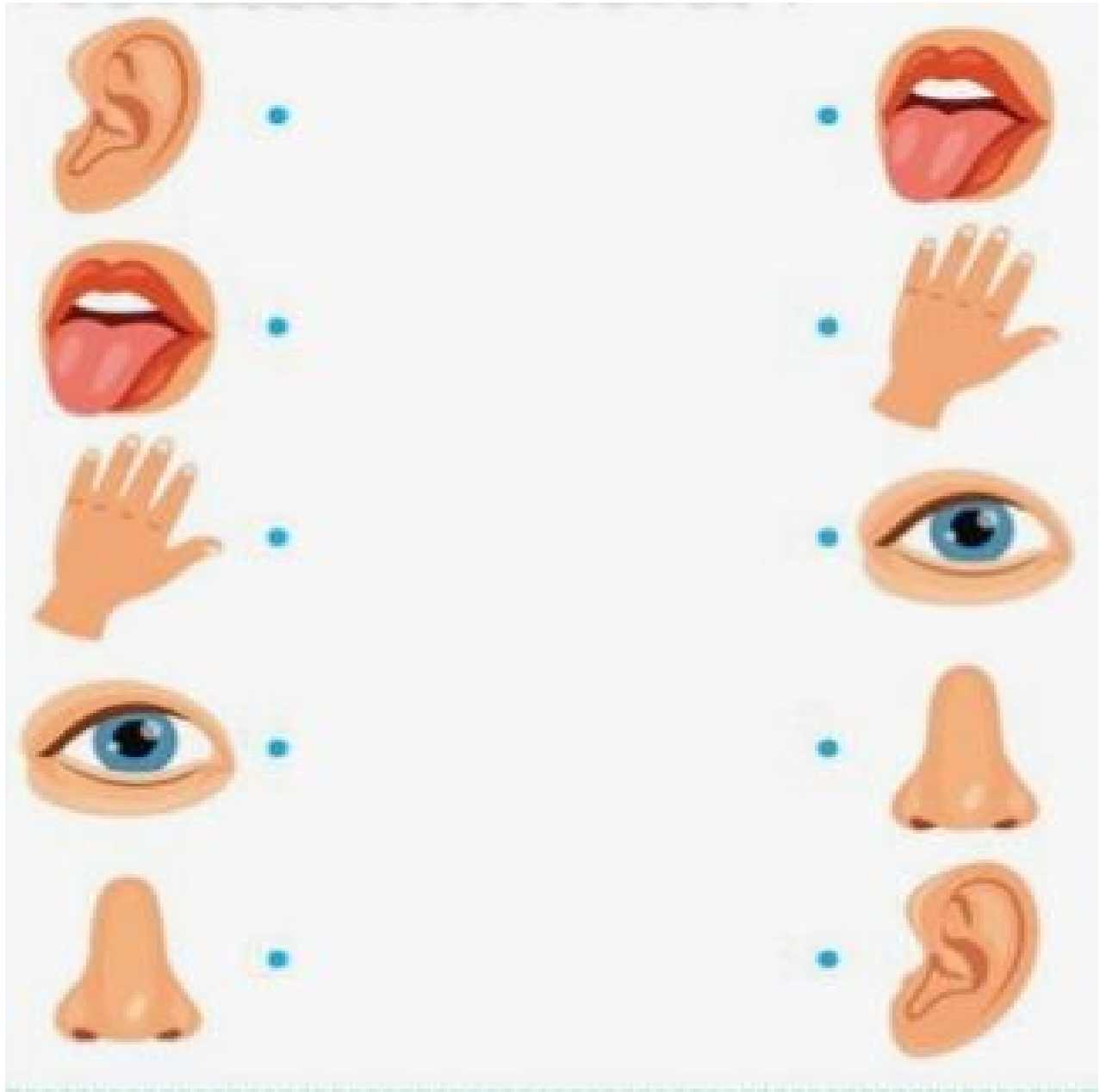


**(<https://www.facebook.com/share/16ZJyJ1eVB/?mibextid=xfxF2i>)**


# COLOUR AND MATCH THE NUMBER 1 WITH CRAYONS




# BODY PARTS MATCHING WITH CRAYONS



**TRACE THE CIRCLES WITH RED  
CRAYON AND COLOUR THE TREE**



**COLOUR THE LADYBUG RED AND  
STICK BLACK BINDIS IN THE CIRCLE**



# COLOUR THE ICE CREAM



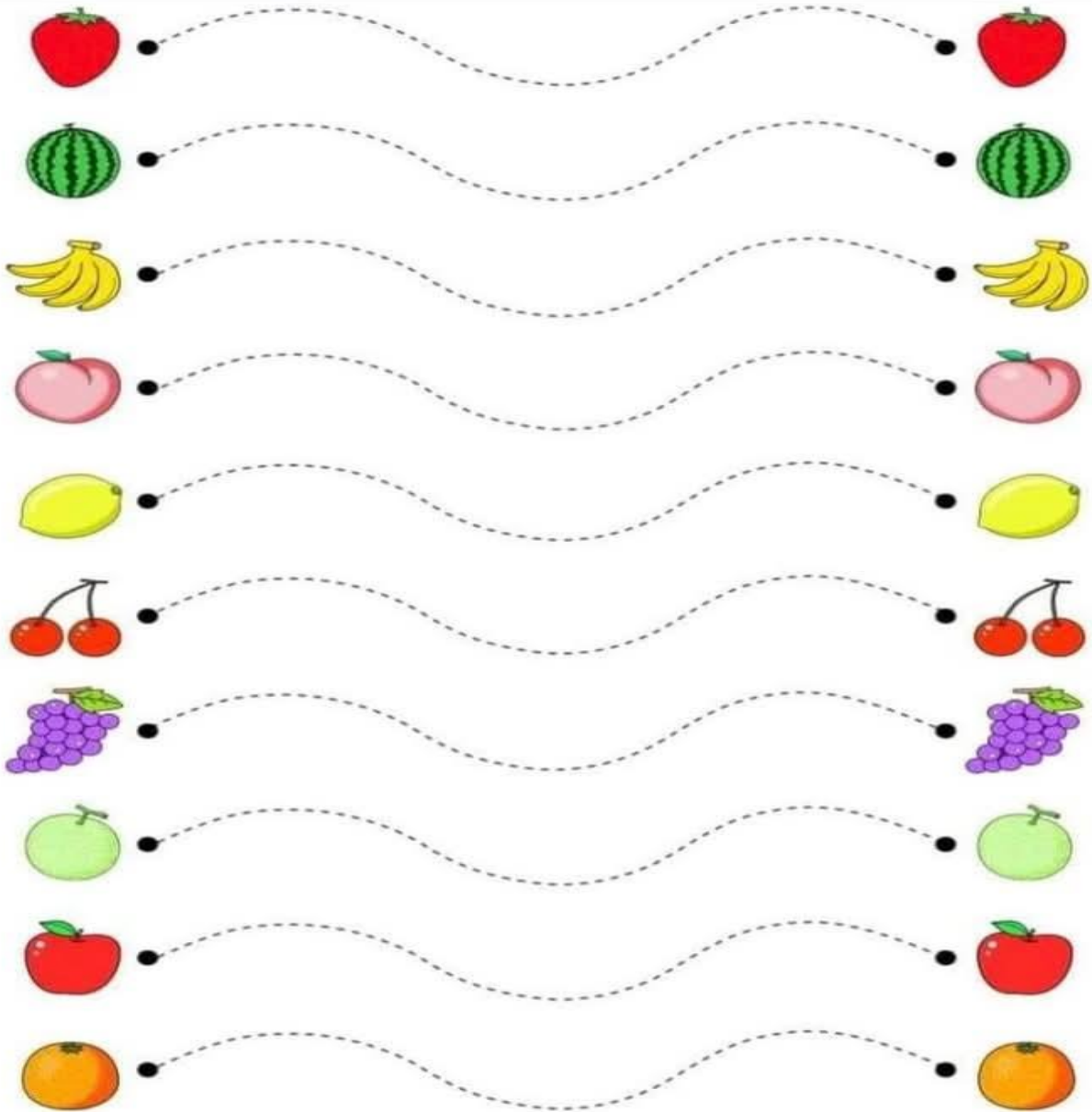
Colour the A Scop .... Red colour  
Colour the B Scop..... yellow colour  
Colour the C scop..... pink colour

# SENSORY BAG



(<https://pin.it/4GZZe20Dr>)

# TRACE THE ZIG ZAG PATTERN WITH CRAYONS



**DRAW ONE CANDLE AND COLOUR THE CAKE.  
WRITE NUMBER 1 IN THE GIVEN BOXES**




# FATHER DAY CARD


(<https://pin.it/1zR38l5ui> )



**Make a beautiful father's day Card**

**Happy Father's day**

**TRACE THE APPLE AND NUMBER 2  
WITH CRAYONS**





*Thankyou*

*Enjoy your  
Holidays*